

THANK YOU FOR YOUR PURCHASE!




Did you know that when you leave feedback on TPT you earn credits towards future purchases?

★★★★★ Extremely satisfied

I truly appreciate your feedback to help my little store grow.

LET'S BE FRIENDS

Access my
Freebie
Library



Stay updated on new product announcements (they are 50% off for the first 24 hrs posted!) by following me on TPT, checking out my website, and subscribing to my newsletter.



If you have any questions or concerns please email me at:
heartandmindteaching@gmail.com

♥
Ashley

GOOGLE SLIDES

Your resource comes with a digital version for use in Google Slides via Google Classroom. Follow these steps to upload your resource.

1 Click here  [What Would You Do? Part 2](#)

2 You will be prompted to make a copy of the resource. Click on the blue box that says “Make a copy” and the resource will go directly into your Google drive.

Google Drive

Copy document

Would you like to make a copy of Career Interest Inventory?

Make a copy



3 Go to your Google Drive and locate the copy of the file. You can rename the file at this point or add/delete slides.

4 Next, go to your Google Classroom and add an assignment. Select the Google Drive Symbol and select the resource you want to assign.

5 From here, you should see a grey box that says “Students can view file.” Click the grey box. A dropdown menu should appear. Select, “Make a copy for each student.”

YOU HAVE TO MAKE A COPY FOR EACH STUDENT!

Otherwise they will all be editing the same file.

Click “Assign” in the top right corner if you’re ready to post!

This product is meant to be used in “edit” mode (not “presentation” mode). Edit mode is the only mode that allows drag & drop and writing in text boxes.

Helpful links for using Google Classroom:

[Teacher Tips for using Google Classroom \(TPT blog\)](#)

[Getting Started with Google Classroom \(youtube video\)](#)

WHAT WOULD YOU DO? (PART 2)

Session Objective:

*Students will identify and practice ways to make good choices.

Materials:

*Handouts, pencils, computer.

Guiding Questions:

*What are some ways to make good choices?

*How can making good choices help you?

*How do we look to others when we make good choices or bad choices?

Session Details

*Activity Summary: Present the PowerPoint, when viewing in "slideshow mode" you can click on "next question" and "try this question again" to get to certain slides. If you click anywhere else, it will always go to the next slide. Go through the slides on how to make good choices. Then, pass out the handouts. Go through the Good Choices practice slides. Have students put what they think the answer is on their handout, then click on the answer that is the general consensus of the class. If it's correct, you go to the next slide. If it's not correct, you have the option to go back and re-do the question or just move onto the next question. This will depend on how much time you have for the lesson.

*Script: Say "Today we are going to be learning about making good choices. We can make good choices by showing kindness, being responsible, cooperating, following the rules, being fair and honest, and thinking before you act." Review each poster. "Now we are going to practice our skills, I will put a question on the screen and you will put a checkmark on the answer you think is the best choice on your handout with the corresponding scenario. Ok, which option do we think is the best? (allow for responses, click on the response on the PowerPoint)". Continue through the rest of the scenarios.

ASCA Standards Alignment:

*Mindset: Belief in development of whole self, including a healthy balance of mental, social/emotional and physical well-being. (M 1)

*Learning Strategies: Critical thinking skills to make informed decisions. (B-LS 1)

*Behavior: Self-Management: Self-discipline and self-control. (B-SMS 2)

SEL Competencies:

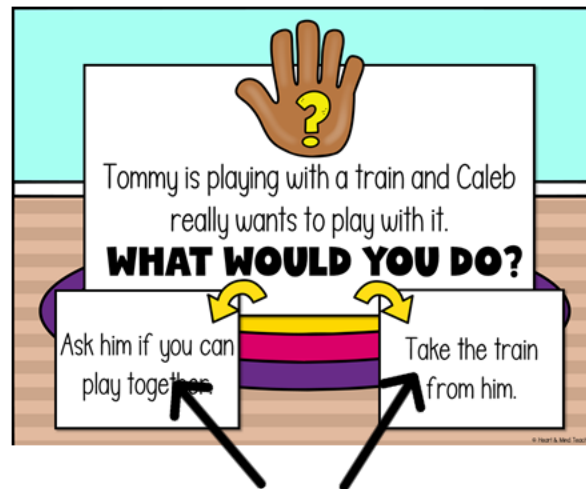
*Self-management: Stress management, self-discipline, impulse control.

*Responsible Decision-making: Analyzing situations, solving problems, evaluating.

*Social Awareness: Respect for others.

*Relationship skills: Teamwork.

POWERPOINT TIPS



Click on one of these answer options. (If you click anywhere else on the slide it will automatically go to the next slide.)



The slide that says "Great Choice" means they got it right.
Click on "Next Question".



The slide that says "Think Again" means they got it wrong. You can either "Try this question again" by clicking at the top right. or click on "Next Question" to move on.

POSTERS

(Print the Black and White version to use as
Coloring Sheets.)

HOW TO MAKE GOOD CHOICES

Think about what matters most to you.

Practice self-control.

Consider the short and long term consequences.

Make a pros and cons list.


Explore different options/alternative choices.

Seek input from trusted people.


Learn from previous poor choices.

Trust your instincts and gut feelings.

Gather information.



I CAN MAKE GOOD CHOICES



Show
kindness.



Be responsible.




Think before
you act.



Be fair
and honest.



Cooperate and be
a good teammate.



Respect
others.

I CAN MAKE GOOD CHOICES BY:

Showing


Kindness




Actively listen to others and show you care.



Be inclusive and invite others to join in activities.



Appreciate others and give compliments.



I CAN MAKE GOOD CHOICES BY:

Being
Responsible

✓ Complete
work and
chores.

✓ Manage time
wisely.

✓ Do what you
say you are
going to do.




I CAN MAKE GOOD CHOICES BY:

Respect
others.

✓ Follow rules.

✓ Listen to
parents and
teachers.

✓ Value other's
feelings and
opinions.



I CAN MAKE GOOD CHOICES BY:

Cooperating
and being a
good
teammate.



Work with
others to
achieve a goal.



Offer a
Compromise.



Support
others and
put the team
first.



I CAN MAKE GOOD CHOICES BY:

Being fair
and honest.

✓ Tell the
truth.

✓ Admit
mistakes, be
accountable.


✓ Keep
promises.



I CAN MAKE GOOD CHOICES BY:

Thinking
before
you act.


- ✓ Show self-control.
- ✓ Consider the consequences of each choice.
- ✓ Resist the impulse to blurt out or interrupt.



WORKSHEETS

WHAT WOULD YOU DO?

Read the scenarios and put a checkmark on the best choice.



Kristopher and Paul see a classmate standing alone and not playing at recess.

WHAT WOULD YOU DO?




☐ Keep playing and ignore the classmate.

☐ Invite the classmate to join in and play with you.



You're having fun playing video games and want to stay up late to keep playing.

WHAT WOULD YOU DO?




☐ Go to bed.

☐ Stay up late.



Harriet said something that hurt her friend's feelings.

WHAT WOULD YOU DO?



☐ Apologize.

☐ Tell her she should not be upset.

WHAT WOULD YOU DO?

Read the scenarios and put a checkmark on the best choice.



Everett's weekly chore is to take out the trash but he is really busy this week.

WHAT WOULD YOU DO?




Take the trash out.

Put it off till you have time.




Britney's parent tells her to put a jacket on before she goes outside, but she doesn't want to.

WHAT WOULD YOU DO?



Don't put the jacket on.

Put the jacket on.



Calen's dad asks him to clean up his toys, it's a lot of work though.

WHAT WOULD YOU DO?



Clean up the toys.

Leave the mess.

WHAT WOULD YOU DO?

Read the scenarios and put a checkmark on the best choice.



Maddie is working with her group on a project, but she would rather do something else, and they seem to be doing the work fine without her.

WHAT WOULD YOU DO?

☐ Let the other group members do all the work.



☐ Contribute to the group work.



Kayla doesn't want to clean her room, but her mom keeps asking her to.

WHAT WOULD YOU DO?

☐ Clean the room.



☐ Hide the mess in a closet.



Rachel is responsible for taking her dog for a walk, but she really doesn't want to right now.

WHAT WOULD YOU DO?

☐ Take the dog for a walk.



☐ Walk the dog later when you feel like it.

WHAT WOULD YOU DO?

Read the scenarios and put a checkmark on the best choice.



Ask for someone to help.

Julia is trying to build a snowman but it's too much for just one person.
WHAT WOULD YOU DO?



Keep trying on your own.



Assume the plant will be fine without water.

You promise your aunt to water her plant while she is out of town.
WHAT WOULD YOU DO?




Water the plant.



Try to score yourself.

Ignacio is playing basketball and his teammate is open to pass to but he wants to be the one to score.

WHAT WOULD YOU DO?



Pass to the teammate.

WHAT WOULD YOU DO?

Read the scenarios and put a checkmark on the best choice.



Callie finds a wallet with money on the ground.

WHAT WOULD YOU DO?



Keep the wallet.

Turn it into lost and found.



Walter sees his friend crying and wonders if he is okay.

WHAT WOULD YOU DO?



Comfort the classmate.

Ignore the classmate.



Isabella sees her friend talking when the librarian just said no talking.

WHAT WOULD YOU DO?



Keep staying quiet.

Join in and talk.

WHAT WOULD YOU DO?

Read the scenarios and put a checkmark on the best choice.



Feed the dog now.

Tonya is responsible for feeding her dog and it's dinner time, but her favorite show just came on.

WHAT WOULD YOU DO?



Feed the dog after the show.



Eat the junk food.

Liam is supposed to exercise but sees a bunch of junk food out in the kitchen.

WHAT WOULD YOU DO?



Exercise.



Put it off till later.

David promised to take care of his neighbor's cat but he's been busy.


WHAT WOULD YOU DO?



Play and take care of the cat.

WHAT WOULD YOU DO?

Read the scenarios and put a checkmark on the best choice.




Kingston finds a toy car that his classmate has been looking for and he really wants to play with it.

WHAT WOULD YOU DO?



Keep the car for yourself.

Give your classmate the car.




Don't put the sunscreen on and just try to stay out of the sun.

Tina knows she should put on sunscreen at the beach but it's sticky and she doesn't like how it feels.

WHAT WOULD YOU DO?




Put on the sunscreen



Suggest to watch a funny movie instead.

Dale is having a sleepover and his friend wants to watch a scary movie. Dale is not allowed to watch scary movies.

WHAT WOULD YOU DO?



Watch the scary movie.

WHAT WOULD YOU DO?

Read the scenarios and put a checkmark on the best choice.



Judah does not like brushing his teeth but his mom says he will get cavities if he doesn't.

WHAT WOULD YOU DO?



Brush your teeth.

Don't brush, it will be fine.



Maria's mom made her a healthy lunch but she sees the cookie jar and really wants a cookie.

WHAT WOULD YOU DO?



Grab some cookies.

Eat the healthy lunch.



Olivia and her friend come up with an idea to make a lemonade stand to earn extra money. Olivia wants to make a lot of money and thinks she should do it without her friend.

WHAT WOULD YOU DO?



Stick to the plan to do it together.

Make the lemonade stand without her.

WHAT WOULD YOU DO?

Read the scenarios and put a checkmark on the best choice.



Keep the library book.

Taylor's library book is due back to the library but she wants to keep it.

WHAT WOULD YOU DO?



Return the library book.



Wait till she is finished talking.

Vanessa's friend is in the middle of telling her a story when she thinks of something she wants to say.

WHAT WOULD YOU DO?



Interrupt her.



Refuse to do it any other way than yours.

Tessa's friends want to build a fort one way and she wants to build it a different way.

WHAT WOULD YOU DO?



Work together and compromise.

WHAT WOULD YOU DO?

Read the scenarios and put a checkmark on the best choice.



Jose's teacher asks a question and he knows the answer and wants to say it before anyone else can.

WHAT WOULD YOU DO?




☐ Raise your hand.

☐ Blurt out the answer.




Travis accidentally hits a ball through his window and causes the window to break.

WHAT WOULD YOU DO?




☐ Pretend you don't know how it happened.

☐ Tell the truth about what happened.



It's Mother's Day and Evan needs to think of something special to do for his mom but he would rather play.

WHAT WOULD YOU DO?



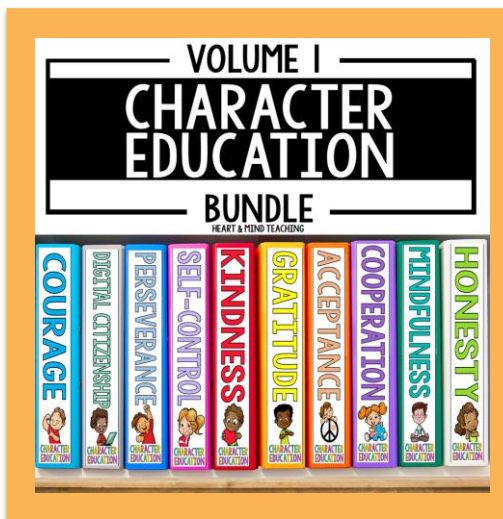

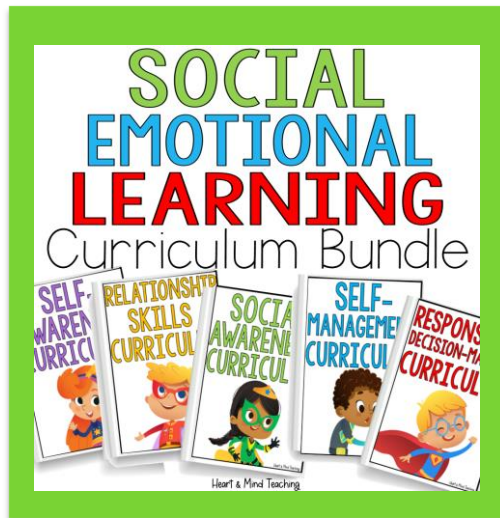



☐ Do something special for her.

☐ Play.

CHECK THESE OUT

CLICK ON THE PICTURES TO GET A CLOSER LOOK.



COUNSELOR
Collab
— with Laura & Ashley —



Would you like to spend less time browsing for resources and lesson planning, and more time serving students? Let Laura from [Music City Counselor](#) and Ashley from [Heart and Mind Teaching](#) do the work for you!

CLICK TO COLLAB

MEMBER PERKS

- ♥ Data-driven resources by theme.
- ♥ \$35+ value of ready-to-use materials.
- ♥ Lessons, group curriculums, forms, & activities.
- ♥ Tier 1, 2, and 3 research-based resources.
- ♥ No contracts, cancel anytime.



THANK YOU

FOR SUPPORTING MY LITTLE SHOP.

Hi there! I'm Ashley- a School Counselor, curriculum developer, blogger, and mama to two young boys. I have a passion for creating fun and engaging resources for Counseling and Social Emotional Learning.

LET'S BE FRIENDS

Ashley

Access my
Freebie
Library



FOLLOW FOR EXCLUSIVE SAVINGS

New products are 50% off for 24hrs.

CLICK HERE

★ HOW CAN YOU EARN TPT CREDITS? When you leave feedback, TpT rewards you with credits that you can use toward future purchases.

ACCESS MY FREEBIE LIBRARY

Join my Newsletter to be informed of all future added freebies.

I WANT FREEBIES

TERMS OF USE

© Heart and Mind Teaching, 2024. All rights reserved. Purchase of this item entitles the purchaser the right to reproduce for classroom, personal, and google classroom use only. Use in multiple classrooms, requires the purchase of additional licenses. Redistribution or duplication of this product is strictly forbidden without the written permission of the publisher. Copying any part of this product and placing it on a publicly accessible website is strictly forbidden and is a violation of the Digital Millennium Copyright Act (DMCA). You may post this for single-classroom use on a password protected student site such as google classroom. **You may NOT post my products on any public, for-profit, or commercial websites or entities, such as Outschool.** Please do not sell or distribute any part of this as your own. Thank you for abiding by universally accepted codes of professional ethics while using this product.



If you have any questions or concerns please email me at:

heartandmindteaching@gmail.com

CREDITS

